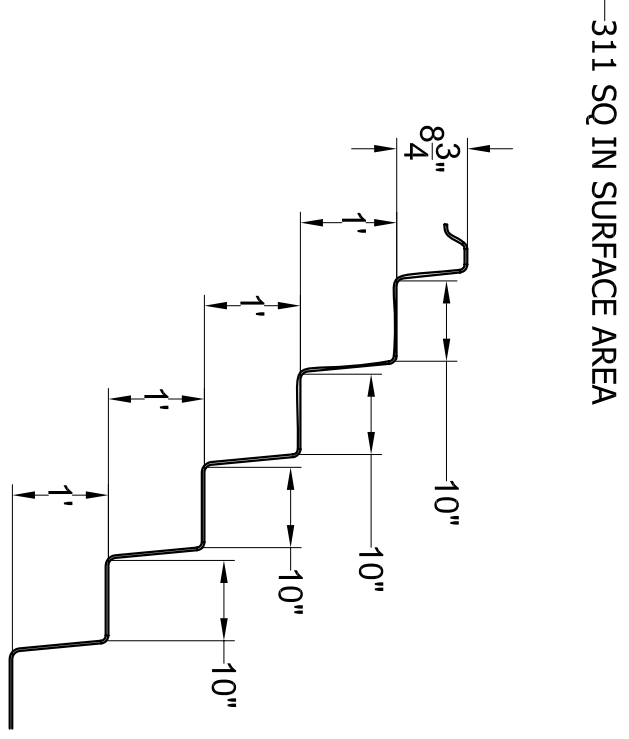
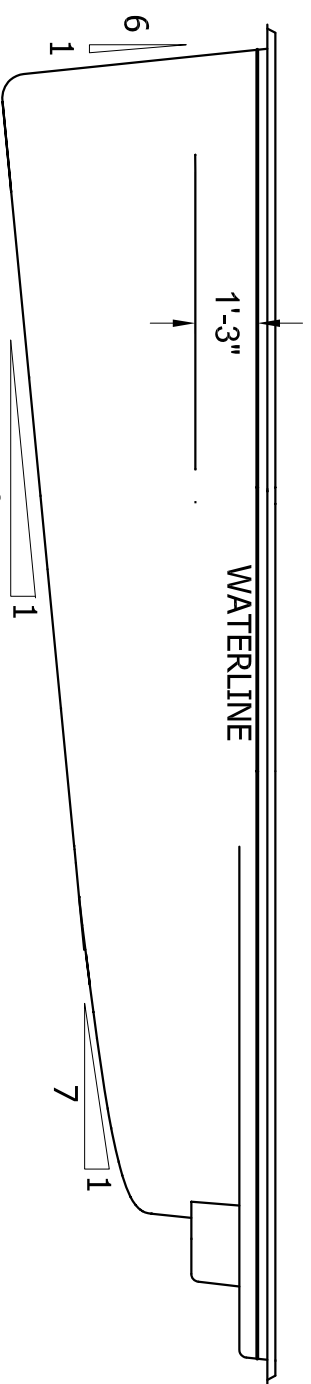


PLAN VIEW
SCALE 1/4" = 1'-0"

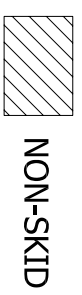


STEP SECTION A-A
SCALE 1/2" = 1'-0"



ELEVATION
SCALE 1/4" = 1'-0"

AREA: 375 SQ. FT.
PERIMETER: 80 FT.
VOLUME: 10400 GAL.



BARCELONA 379 - NSPI-5	
SCALE AS NOTED	DATE 05-27-08
DRAWN BY KLB	REVISION 03